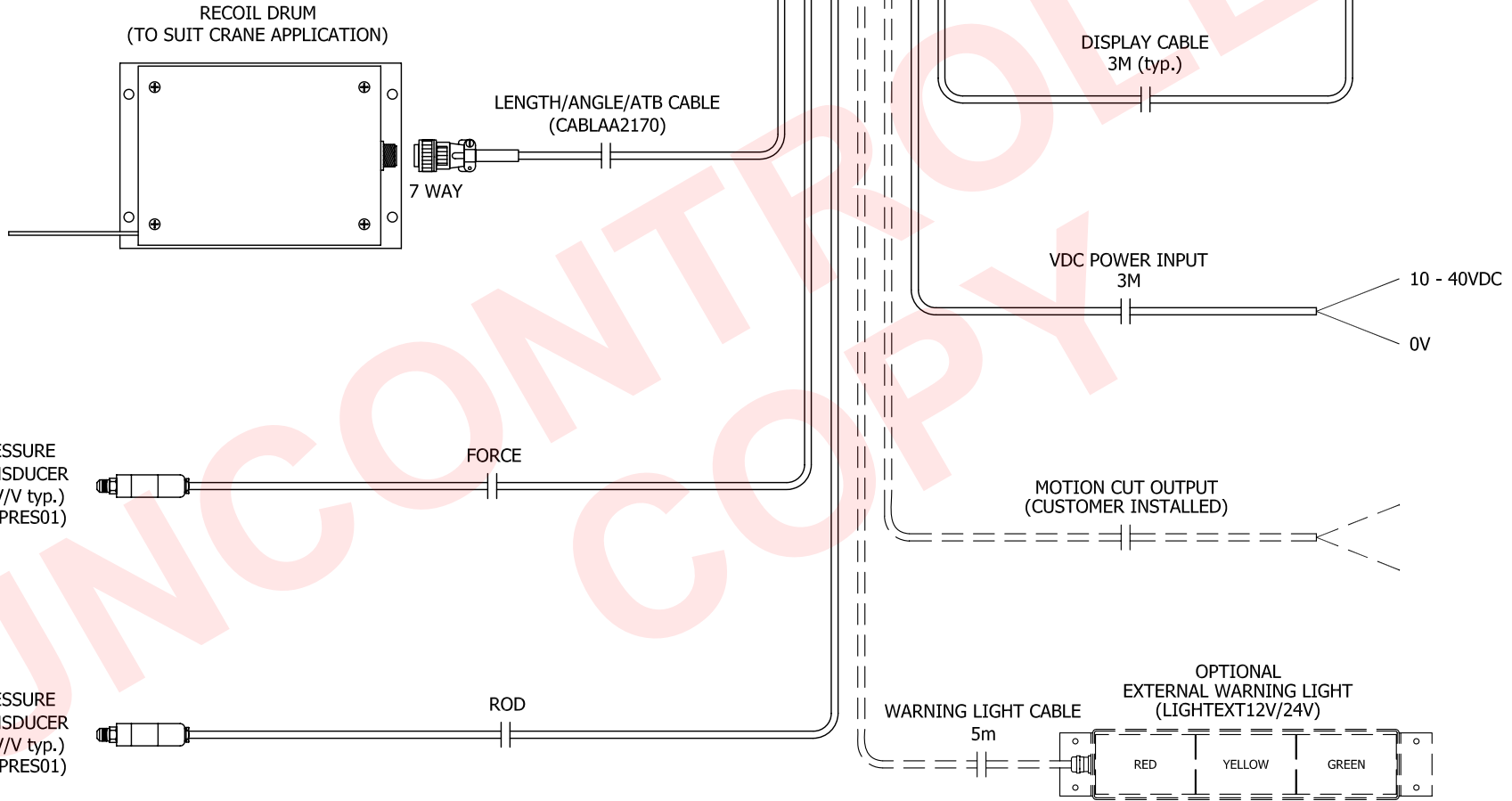
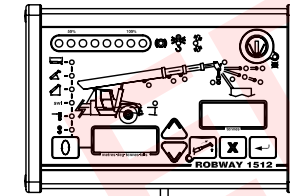
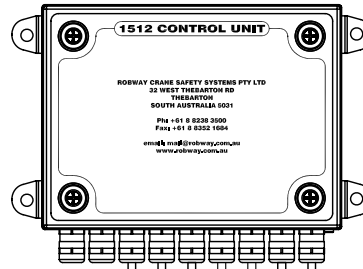


1512 CONTROL UNIT
(CUSRCI1512)

1512 DISPLAY
(DISRCI1512)



REV	DATE	DESCRIPTION OF CHANGE	APPR'D
1.1	11/05/07	UPDATE APPLICATION DETAIL	S.C.

TOL: X. +/- 1
X.X +/- 0.2
X.XX AS STATED

DRAFTING STANDARD: AS1100

DO NOT SCALE DRAWING
ALL DIMENSIONS ARE IN MILLIMETERS
UNLESS OTHERWISE STATED

DRAWN	APPROVED	PART OF ASSY
S. CHAMBERS	S. CHAMBERS	-
09/02/07	09/02/07	

ROBWAY

32 West Thebarton Rd
THEBARTON
SOUTH AUSTRALIA 5031

PH: +61 8 8238 3500
FX: +61 8 8352 1684

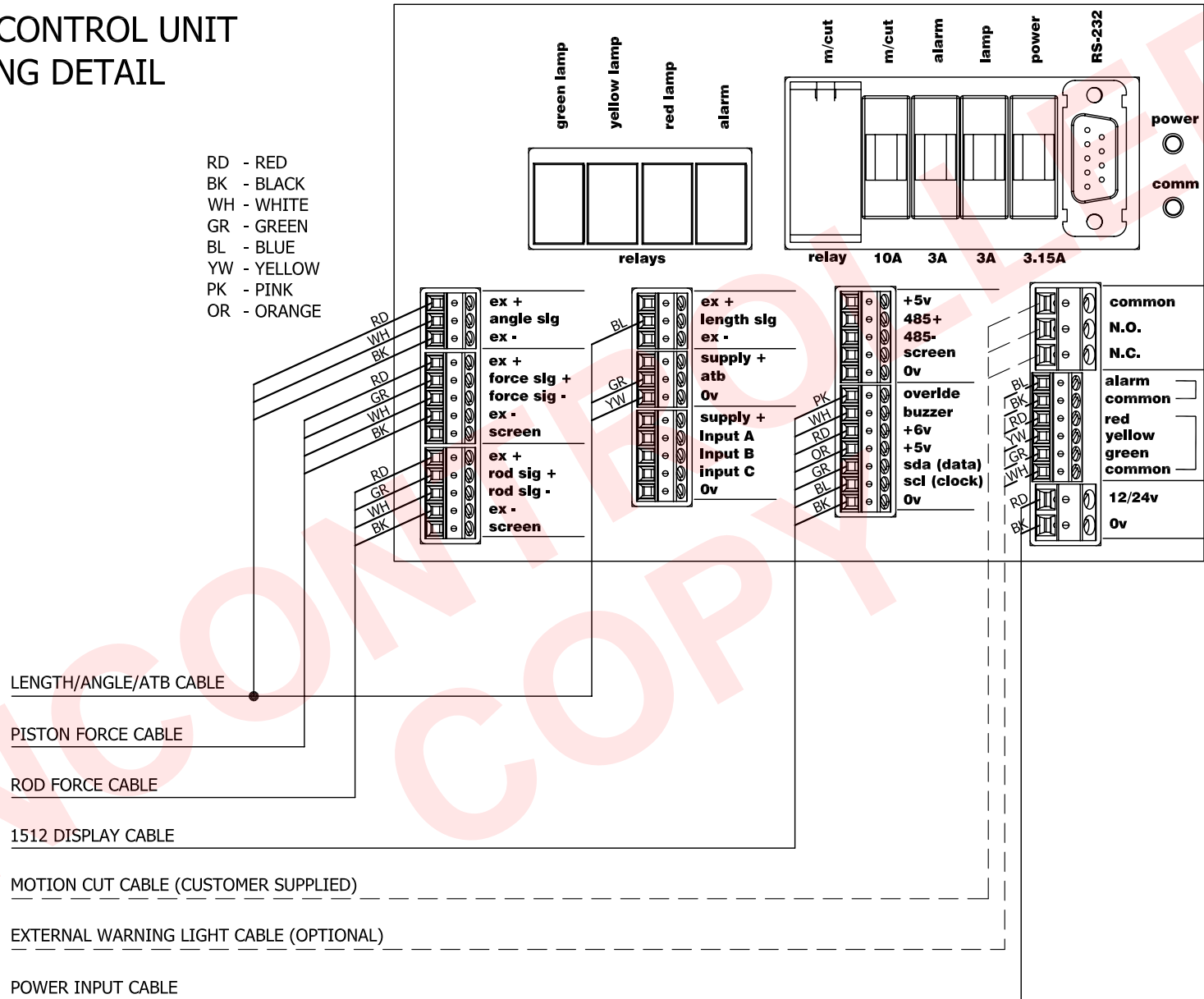
web : www.robway.com.au

CUSTOMER:	PROJECT:	TITLE:	SCALE
-	-	RCI-1512 GENERAL ARRANGEMENT FOR TYPICAL TELESCOPIC BOOM HYDRAULIC LOAD MOMENT SYSTEM	N/A
DRAWING No: DWG 3558	FILE No: 355801AB.DWG		SHEET 1 OF 2
			REV 1.1

RCI-1512 CONTROL UNIT WIRING DETAIL

INTERNAL VIEW

RD - RED
BK - BLACK
WH - WHITE
GR - GREEN
BL - BLUE
YW - YELLOW
PK - PINK
OR - ORANGE



REV	DATE	DESCRIPTION OF CHANGE	APPR'D	TOL:	DRAWN	APPROVED	PART OF ASSY	CUSTOMER:	PROJECT:	TITLE:	SCALE
1.1	11/05/07	UPDATE APPLICATION DETAIL	S.C.	X, +/- 1 X.X +/- 0.2 X.XX AS STATED	S. CHAMBERS	S. CHAMBERS	-	-	-	RCI-1512 GENERAL ARRANGEMENT FOR TYPICAL TELESCOPIC BOOM HYDRAULIC LOAD MOMENT SYSTEM	N/A
				DRAFTING STANDARD: AS1100	09/02/07	09/02/07					SHEET 2 OF 2
				DO NOT SCALE DRAWING ALL DIMENSIONS ARE IN MILLIMETERS UNLESS OTHERWISE STATED	 32 West Thebarton Rd THEBARTON SOUTH AUSTRALIA 5031 PH: +61 8 8238 3500 FX: +61 8 8352 1684				DRAWING No: DWG 3558	FILE No: 355801AB.DWG	REV 1.1
				web : www.robway.com.au							